

Guide for Sort and Dispose of Garbage and Recyclable Resources



Shika Town

Contents

Burnable Garbage(燃えるごみ).....	3
Kitchen refuse(生ごみ).....	4
Non-recycle paper (紙くず).....	4
Small amounts of tree branches and boards(木類)	4
Cloth (布類)	4
Plastic, Vinyl, Rubber Items (プラスチック,ビニール,ゴム製品)	4
Leather goods (革製品)	4
Others (その他)	4
Recyclables(再生資源ごみ).....	5
Cans(カン類).....	5
Bottles(ビン類).....	5
PET-bottles(ペットボトル)	5
Plastic items(プラスチック類)	6
Paper : other than dirty paper (紙類 ; 汚れた紙以外)	6
Old clothing(古着).....	6
Small home appliances, Personal computer(小型家電,パソコン).....	7
Non-burnable Garbage(燃えないごみ).....	7
Garbage item in which has mercury(水銀使用物).....	7
Oversized garbage (粗大ごみ)	8
General Rules.....	8

Garbage types and Disposal Procedures

Burnable Garbage(燃えるごみ)

There are two types of designated garbage bags, 10L and 20L. When you use the designated garbage bag, do not put a burnable garbage sticker.



Sales price: 10L 150yen (10pieces)
20L 250yen (10pieces)

When you do not use the designated garbage bag, put a burnable garbage sticker on a transparent or semi-transparent garbage bag of 45L or less and put it out.













It will be sold and used from Thursday, October 1, 2020.
Sales price: 350yen (10pieces)



It can be used until Thursday, September 30, 2021.
It will be sold until Wednesday, September 30, 2020.
Sales price: 300yen (10pieces)

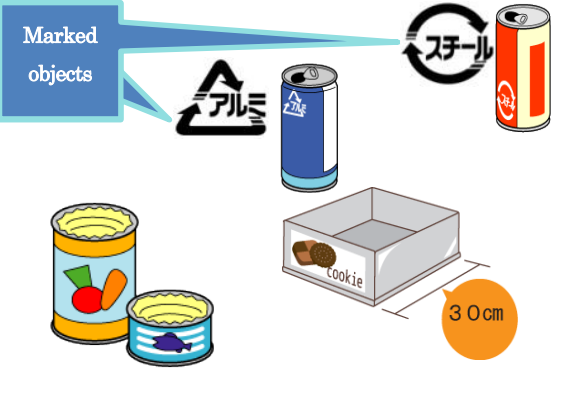
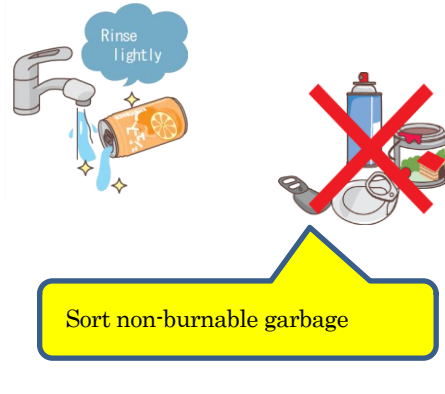
Put out the garbage to designated places by 8:00 am on the collection days.




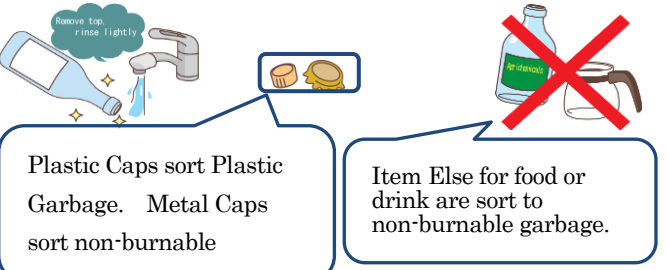
Kitchen refuse(生ごみ)	Non-recycle paper (紙くず)	
	<div data-bbox="643 259 911 338" style="border: 1px solid black; padding: 2px;"> Dirty paper(汚れ紙) </div> 	<div data-bbox="938 248 1310 349" style="border: 1px solid black; padding: 2px;"> Paper containers of yogurt or ice cream(ヨーグルト、アイスクリームカップ) </div> 
Small amounts of tree branches and boards(木類)	Cloth (布類)	
 <p>Under 50 cm length, 6 cm thickness</p>		
Plastic, Vinyl, Rubber Items (プラスチック、ビニール、ゴム製品)	Leather goods (革製品)	
		
Others (その他)		
Cigarette end 	Disposable lighter 	Dirty foil paper 

1. Match, firework must be dipped.
2. Use up all contents of disposable lighter.
3. Video tape, cassette must be disposed of as burnable.
4. Hawse pipe, rope, blue sheeting, meshwork, and so on should be cut within 1m long.
5. The toys that have mechanic, or electronic circuit card disposed of as small home appliances.
6. Injection needle cannot be put out. Hand over them to pharmacy or medical institution.



Recyclables(再生資源ごみ)

Cans(カン類)	Remarks
<p>Marked objects</p> 	 <p>Sort non-burnable garbage</p>



1. It is not necessary to sort Aluminum from Steel.
2. Size of cans is under 30cm. Over 30cm sort non-burnable.
3. Removed caps, pull rings are sort non-burnable.
4. Else for food or drink sort non-burnable.

Bottles(ビン類)	Remarks
<p>Divide into three categories</p> <ol style="list-style-type: none"> ① Transparent ② Brown ③ Others 	 <p>Plastic Caps sort Plastic Garbage. Metal Caps sort non-burnable</p> <p>Item Else for food or drink are sort to non-burnable garbage.</p>

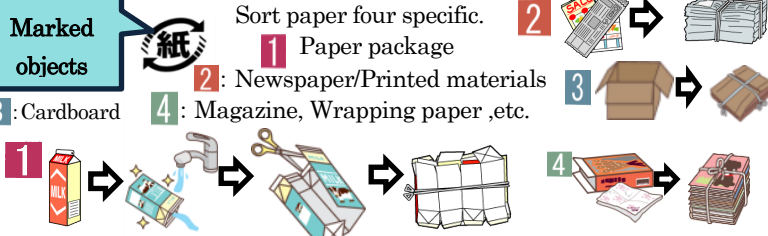

1. Else for food or drink sort non-burnable garbage.
2. Other than glass material, ex. Cup, pot, are divided into non-burnable.
3. Broken bottle is divided into non-burnable.
4. Removed caps, if you could not, are at that.

PET-bottles(ペットボトル)	Remarks
<p>Marked objects</p> 	<p>Remove cap, and rinse inside.</p> <p>Caps are sort to plastic garbage</p> 

1. Remove cap, and let label and ring lie.
2. Unable wash up, you divide it into burnable garbage.

Plastic items(プラスチック類)	Remarks
<p>Marked objects</p>  <p>Food Container/tray</p> <p>Plastic Bag</p> <p>Styrofoam Container</p> <p>Food wrap</p> <p>Plastic tube</p> <p>Cap, Cushion Wrap Shampoo bottles</p>	<p>Remove cap, and rinse inside.</p> 



1. Plastic product is out of plastic item category. That kind of product sort burnable.
2. Unable wash up, divided into burnable garbage.
3. You put it on the day designated burnable garbage, if you are not able to judge whether plastic product or not.
4. You can use the Styrofoam collecting container located at store.

Paper : other than dirty paper (紙類 ; 汚れた紙以外)	Remarks
<p>Marked objects</p> <p>Sort paper four specific.</p> <p>1 Paper package</p> <p>2 Newspaper/Printed materials</p> <p>3 Cardboard</p> <p>4 Magazine, Wrapping paper ,etc.</p> 	

You cannot put out following paper category.
 Photo, Rice bag, Paper cup, Postcard, Paper for injection print, Postcard, carbon paper, paper subjected to water-proof processing, oiled paper, heat sensitive paper, window envelope, paper sleeve.



Old clothing(古着)	Remarks
	 <p>Put in transparent or semi-transparent bags</p>

You cannot put out following clothing. You can put out them as the burnable garbage.
 Underwear, leather goods such as coat or jacket, raincoat, parka, skiwear, swimming wear, an outfit for cold weather, and not clothing category such as handkerchief, towel, blanket, sheet, Japanese wrapping cloth and so on.

Small home appliances, Personal computer(小型家電,パソコン)	Remarks
	 <div data-bbox="1021 257 1476 392" style="border: 2px solid orange; border-radius: 15px; padding: 10px; display: inline-block;"> Put in the collecting box located at refuse station, Sized almost within 40×60×30cm. </div>

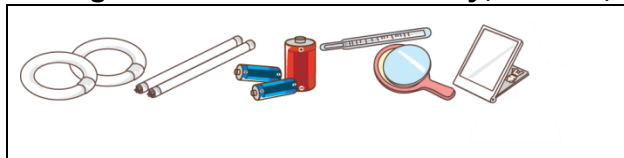
1. You can dispose cleaner, fan heater, electric fan, and so on, in case of each main body is put in collecting box.
2. If collecting box is too crowded to put in, you can put it beside the box not causing interfere with traffic.
3. When you put stove or fan heater, you never put them upset or laydown.
4. When you dispose computer, mobile phone, digital steel camera, and so on, erase their data.
5. You must not put the T.V set, Refrigerator, Freezer into refuse station; they are to be returned to recycle cooperation shops.

Non-burnable Garbage(燃えないごみ)

	Remarks
	 <div data-bbox="1021 940 1476 1075" style="border: 2px solid orange; border-radius: 15px; padding: 10px; display: inline-block;"> Put in the collecting box located at refuse station, Sized almost within 40×60×30cm. </div>

1. The item bigger than collecting box, you can put them out as oversized garbage on the other day designated oversized garbage collection.
2. You make a hole in a spray-can, a gas cartridge when you put them in collecting box.
3. You put soil and ash in a bag, when you put them in collecting box.
4. You can put out the item such as umbrella, metal baseball bat, golf club, fishing rod, mop handle less than 1m20cm long and thin
5. You must not put needle into refuse station. Consult pharmacy to accept them.
6. Rechargeable batteries are to be returned to recycle cooperation shops.

Garbage item in which has mercury(水銀使用物)



1. The broken fluorescent light should be put out as unburnable garbage.
2. Large mirror such as a full-length mirror, a dressing table should be put out as the oversized garbage.

Oversized garbage (粗大ごみ)

Oversized	Remarks
	 <p>Almost over 40×60×30cm</p> <p>Attach the collection sticker to each item and put out the item to specific location by 8:00 a.m. on the collection day.</p>

1. The oversized garbage is that items are too large to put into bag under 45L, or unburnable garbage too large to put in collecting box. You don't need to separate burnable from unburnable. For example bicycle, wheelbarrow, ski, sofa, wardrobe, cupboard, desk, sideboard, organ (piano is not involved), bed, futon, kotatsu, mattress, massage machine, shoe cupboard, clothes drying frame, a wash - line pole, baby buggy, crib, and so on.
2. You must not put the following items into garbage station, the T.V set, refrigerator, freezer, an air - conditioner, clothes - washer, clothes dryer, fire extinguisher, Automobile tire, propane gas cylinder, piano, battery, agricultural machines and implements, plastics for agriculture, fishing net. Consult to vendor, when you want to trash.

General Rules

	Rules ルール	Cautions 注意事項
Time 時間	By 8:00 am. on collection days. 収集日の朝8時まで。	Putting out garbage outside the prescribed time is prohibited. 時間外の排出禁止。
Days 曜日	Check the area-specific collection days. 地域別収集曜日の確認。	Putting out garbage on days other than those prescribed is prohibited. 収集曜日以外の排出禁止。
Collection Points 収集所	Set up separately in each area (Neighborhood council). 地域(自治会)別に設置。	Check collection points for burnable and recyclable resources. 可燃ごみと資源物の収集所を要確認。
Putting out Refuse 出し方	Putting out Refuse. Separate garbage and recyclable resources and use the designated garbage bags or transparent or semi-transparent garbage bags. ごみと資源は分別すること。袋は指定袋、透明または半透明のもの。	Seal garbage bags. Do not use black or dark-colored bags or cardboard boxes. 袋の口を縛ること。黒や色の濃い袋、ダンボールは不可。
<ul style="list-style-type: none"> ● The rights of ownership of recyclable resources put out at collection points shall revert to the municipality. Taking recyclable resources from collection falls under theft according to the Penal Code. 収集所に出された資源物の所有権は町に帰属するものとします。資源物の持ち去り行為は、刑法の窃盗罪に当たります。 		